



Readiness and Emergency Management for Schools Technical Assistance Center

Brief Update on Resources & Services

Bronwyn Roberts, Project Director
broberts@remstacenter.org



U.S. Department of Education
Office of Safe and Healthy Students

What is the REMS TA Center?

A hub of information and services supporting preparedness (safety, security, and emergency management) to address prevention, mitigation, protection, response, and recovery efforts.

Serving:

- Institutions of higher education (IHEs), including community colleges, universities, and technical schools;
- Schools, school districts, and local education agencies;
- Community partners; and
- Other stakeholders.

REMS TA Center Resources & Services

REMS TA Center Website: Where to Start

IHE Guide

Resources (Topical, State-Specific)

Tool Box

Virtual Learning (Online Courses, Webinars)

EOP Interactive Tools

Trainings By Request

Connect With Us (Request TA, Social Media)



https://rems.ed.gov

Share: [f](#) [t](#) [in](#) [g+](#) [e](#) | [Contact Us](#) | [Follow Us](#) | [CoP Log in](#) | [Advanced Search](#) [Search](#) x

REMS TECHNICAL ASSISTANCE CENTER
HOME | K-12 SCHOOLS & DISTRICTS | HIGHER EDUCATION | TECHNICAL ASSISTANCE | ABOUT US

PREVENT PROTECT MITIGATE * RESPOND RECOVER

QUICK LINKS

- [Request a Live Training](#)
- [Take a Virtual Training](#)
- [Request Technical Assistance](#)
- [Use an EOP Interactive Tool](#)

DEVELOP A HIGH QUALITY EOP

An at-a-glance version of the Federal guides that help school, district, and higher ed emergency management personnel develop and update high-quality, customized emergency operations plans.

- [K-12 Schools and Districts](#)
- [Institutions of Higher Education](#)

NEWS & HIGHLIGHTS

Champions of Change

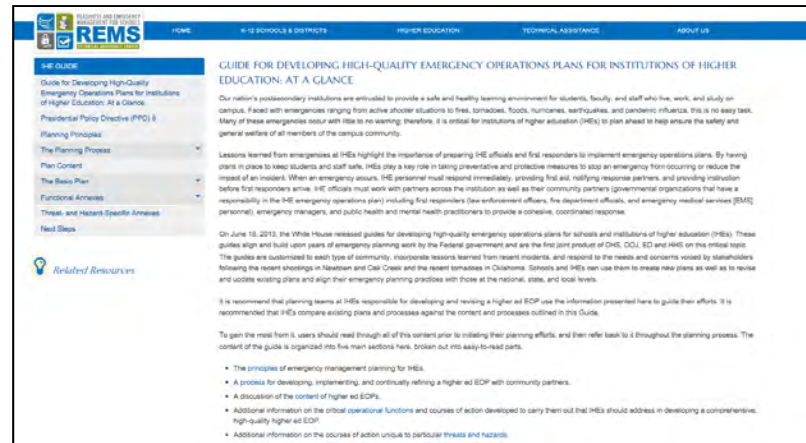
WINNING THE FUTURE ACROSS AMERICA

White House Honors Champions of Change

Read about the youth and law enforcement officials who were awarded. [Read More](#)

REMS TECHNICAL ASSISTANCE CENTER

The IHE Guide: PDF or HTML



FEMA



The IHE Guide At a Glance

IHE GUIDE

Guide for Developing High-Quality Emergency Operations Plans for Institutions of Higher Education: At a Glance

Presidential Policy Directive (PPD) 8

Planning Principles

The Planning Process

The Planning Process

Step 1: Form a Collaborative Planning Team

Step 2: Understand the Situation

Step 3: Determine Goals and Objectives

Step 4: Plan Development (Identifying Courses of Action)

Step 5: Plan Preparation, Review, and Approval

Step 6: Plan Implementation and Maintenance

Plan Content

The Basic Plan

Functional Annexes

Threat- and Hazard-Specific Annexes

Next Steps

PRESIDENTIAL POLICY DIRECTIVE (PPD) 8

National preparedness efforts, including planning, are now informed by Presidential Policy Directive (PPD)-8, which was signed by the president in March 2011 and describes the nation's approach to preparedness. This directive represents an evolution in our collective understanding of national preparedness, based on the lessons learned from terrorist attacks, hurricanes, school and IHE incidents, and other experiences.

PPD-8 defines preparedness around five mission areas: Prevention, Protection, Mitigation

Prevention

The capabilities necessary to avoid, deter, or stop an imminent crime or threatened or the action IHEs take to prevent a threatened or actual incident from occurring.

Protection

The capabilities to secure IHEs against acts of terrorism and man-made or natural disasters that protect students, teachers, staff, visitors, networks, and property from a threat or

Mitigation

The capabilities necessary to eliminate or reduce the loss of life and property damage or emergency. In this document, mitigation also means reducing the likelihood that threat

Response

The capabilities necessary to stabilize an emergency once it has already happened or establish a safe and secure environment; save lives and property; and facilitate the tra

Recovery

The capabilities necessary to assist IHEs affected by an event or emergency in restor

These mission areas generally align with the three timeframes associated with an incident:

The majority of Prevention, Protection, and Mitigation activities generally occur before an incident. Response activities occur during an incident and occur after an incident. Recovery activities occur after an incident. To help avoid confusion over terms and allow for ease of reference, herein these are referred to as "before", "during", and "after."

The Planning Process

The Planning Process

Step 1: Form a Collaborative Planning Team

Step 2: Understand the Situation

Step 3: Determine Goals and Objectives

Step 4: Plan Development (Identifying Courses of Action)

Step 5: Plan Preparation, Review, and Approval

Step 6: Plan Implementation and Maintenance



Related Resources



Go Back



Next Page



Website Features

The image shows a screenshot of the REMS website with several callout boxes highlighting specific features. At the top, there is a navigation bar with the REMS logo and menu items: HOME, K-12 SCHOOLS & DISTRICTS, HIGHER EDUCATION, TECHNICAL ASSISTANCE, and ABOUT US. Below the navigation bar is a large banner with the text "PREVENT PROTECT MITIGATE * RECOVER" and a checkmark icon. The main content area is divided into several sections: "QUICK LINKS" (with a list of links), "DEVELOP A HIGH-QUALITY EOP" (with a description and a list of categories), "NEWS & HIGHLIGHTS" (with a "Now Available" section), and "QUICK LINKS" (with a list of links). On the right side, there is a vertical sidebar with a list of features: TECHNICAL ASSISTANCE, COMMUNITY OF PRACTICE, RESOURCES, TOOL BOX, VIRTUAL TRAININGS, EOP INTERACTIVE TOOLS, TRAININGS BY REQUEST, REQUEST TA, and GRANTEE CORNER. Arrows point from the callout boxes to the corresponding features on the website.

Share: [f](#) [t](#) [in](#) [v](#) [e](#) | [Contact Us](#) | [Follow Us](#) | [CoP Log in](#) | [Advanced Search](#) [Search](#) x

REMS TECHNICAL ASSISTANCE CENTER
HOME | K-12 SCHOOLS & DISTRICTS | HIGHER EDUCATION | TECHNICAL ASSISTANCE | ABOUT US

PREVENT PROTECT MITIGATE * RECOVER
RECOVER

QUICK LINKS

- Request a Live Training
- Take a Virtual Training
- Request Technical Assistance
- Use an EOP Interactive Tool

DEVELOP A HIGH-QUALITY EOP

An at-a-glance version of the Federal guides that help school, district, and higher ed emergency management personnel develop and update high-quality, customized emergency operations plans.

- K-12 Schools and Districts
- Institutions of Higher Education

NEWS & HIGHLIGHTS

Now Available

FEMA Releases Youth Preparedness Catalog

[Download a copy today.](#)

QUICK LINKS

- Request a Live Training
- Take a Virtual Training
- Request Technical Assistance
- Use an EOP Interactive Tool

TECHNICAL ASSISTANCE

- COMMUNITY OF PRACTICE
- RESOURCES
- TOOL BOX
- VIRTUAL TRAININGS
- EOP INTERACTIVE TOOLS
- TRAININGS BY REQUEST
- REQUEST TA
- GRANTEE CORNER

Resources

Share: [f](#) [t](#) [in](#) [s](#) [e](#) | [Contact Us](#) | [Follow Us](#) | [CoP Log In](#) | [Advanced Search](#) [Search](#) x



[HOME](#) | [K-12 SCHOOLS & DISTRICTS](#) | [HIGHER EDUCATION](#) | [TECHNICAL ASSISTANCE](#) | [ABOUT US](#)

TECHNICAL ASSISTANCE

[Community of Practice](#)

[Resources](#)

[Tool Box](#)

[Virtual Trainings](#)

[EOP Interactive Tools](#)

[Trainings By Request](#)

[Request TA](#)

[Grantee Corner](#)

RESOURCES

The REMS TA Center develops and disseminates a variety of resources and web pages to assist schools, school districts, and institutions of higher education (IHEs) with their emergency management efforts. Learn more about these resources and web pages below.

Specialized Training Packages

Are you seeking materials to train colleagues or brush up on your own knowledge of emergency management? Visit this page to download these self-paced training materials.

Keeping Students and Staff Safe from Infectious Diseases

We continually update this page and disseminate resources on infectious disease control in schools and on postsecondary campuses, covering the Ebola virus and tuberculosis. Visit this page to access Federal recommendations for schools.

State Emergency Management Resources

School and higher ed emergency management staff can use our interactive tools to access information related to safety and emergency management. Visit this page to learn more.

Publications

We produce a variety of publications in collaboration with practitioners in the field, including lessons learned, success stories, helpful hints, and other topics. Visit this page to learn more.

Creative Materials

Interested in sharing information about the Federal *School Guide* or *IHE Guide* or EOP Interactive Tools with your colleagues? Visit this page to download Web banners for use on your site and/or email messages.

America's PrepareAthon!

We are proud to participate along with the Federal Emergency Management Agency in [America's PrepareAthon!](#), a nationwide, community-based action campaign. Your school, school district, IHE, or State Education Agency (SEA) can participate through your state or territory.

Great ShakeOut Earthquake Drill

We are proud to participate along with FEMA and our Federal family in the [Great ShakeOut Earthquake Drill](#). Visit this page to learn more about how you can participate through your state.




- Threat- and Hazard-Specific Resources
- State Emergency Management Resources
- Publications
- Creative Materials
- America's PrepareAthon!
- Great ShakeOut Earthquake Drill



Topic-Specific Web Pages

Share: [f](#) [t](#) [in](#) [+](#) [e](#) | [Contact Us](#) | [Follow Us](#) | [CoP Log in](#) | [Advanced Search](#) [Search](#) x

 [HOME](#) | [K-12 SCHOOLS & DISTRICTS](#) | [HIGHER EDUCATION](#) | [TECHNICAL ASSISTANCE](#) | [ABOUT US](#)

TECHNICAL ASSISTANCE

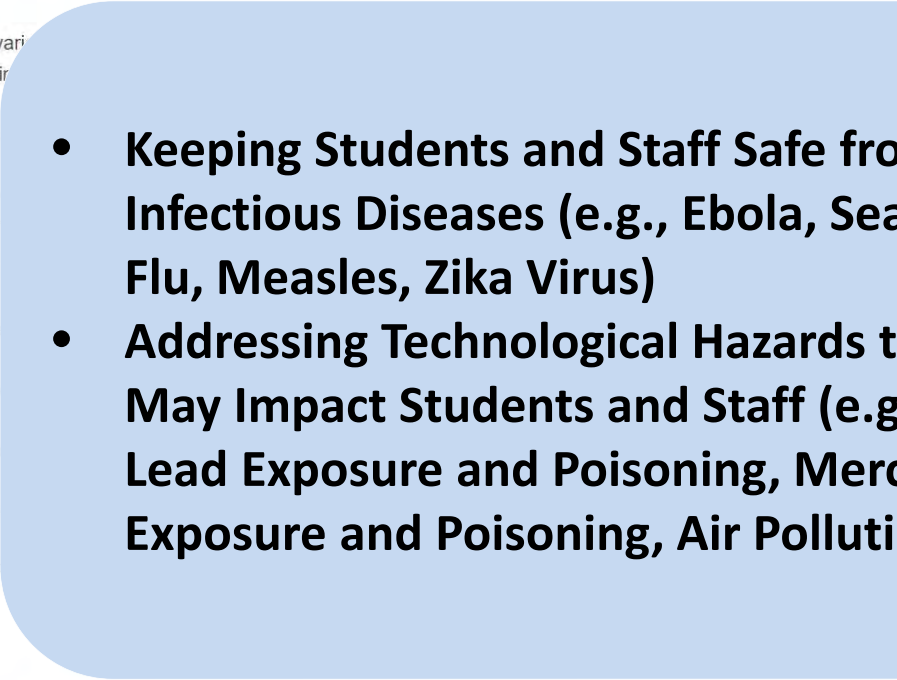
- Community of Practice
- Resources
- Tool Box
- Virtual Trainings
- EOP Interactive Tools
- Trainings By Request
- Request TA
- Grantee Corner

ADDRESSING TECHNOLOGICAL HAZARDS THAT MAY IMPACT STUDENTS AND STAFF


The REMS TA Center offers a variety of resources that may affect school districts, schools, and staff.

Click on the type of technological hazard you are interested in:

- [Lead Exposure and Poisoning](#)
Lead and a Healthy Diet. What You Can Do to Help Lead-Exposed Children
Combata el Envenenamiento por Plomo en Niños
Lead in Drinking Water at Schools
5 Things You Can Do to Help Lead-Exposed Children
5 Cosas que usted puede hacer para ayudar a los niños expuestos al plomo
Nutrition & Lead: A Guide and Checklist



- **Keeping Students and Staff Safe from Infectious Diseases (e.g., Ebola, Seasonal Flu, Measles, Zika Virus)**
- **Addressing Technological Hazards that May Impact Students and Staff (e.g., Lead Exposure and Poisoning, Mercury Exposure and Poisoning, Air Pollution)**

 [READINESS AND EMERGENCY MANAGEMENT FOR SCHOOLS](#)
REMS
TECHNICAL ASSISTANCE CENTER

The “A Closer Look” Web Page

IHE KEY TOPICS

A Closer Look

The Jeanne Clery Disclosure of Campus Security Policy and Crime Statistics Act (the Clery Act)

Information Sharing

Incorporating International Students into IHE Emergency Management and Planning

Campus Public Safety

Active Shooter Situations

Psychological First Aid (PFA)

National Incident Management System

A CLOSER LOOK

This Federal guidance, developed as part of the *Guide for Developing High-Quality Emergency Operations Plans for Institutions of Higher Education* provides information on six key topics that support emergency operations planning including, but not limited to, The Jeanne Clery Disclosure of Campus Security Policy and Crime Statistics Act, information sharing (*Family Educational Rights and Privacy Act* and the *Health Insurance Portability and Accountability Act*), incorporating international students into IHE emergency management and planning, campus public safety, active shooter situations, and psychological first aid.

- [The Jeanne Clery Disclosure of Campus Security Policy and Crime Statistics Act \(the Clery Act\)](#)
- [Information Sharing](#)
- [Incorporating International Students into IHE Emergency Management and Planning](#)
- [Campus Public Safety](#)
- [Active Shooter Situations](#)
- [Psychological First Aid \(PFA\)](#)
- [National Incident Management System \(NIMS\)](#)



REMS TA Center Publications

Share: [f](#) [t](#) [in](#) [g+](#) [e](#) | [Contact Us](#) | [Follow Us](#) | [CoP Log in](#) | [Advanced Search](#) [Search](#) x



[HOME](#) | [K-12 SCHOOLS & DISTRICTS](#) | [HIGHER EDUCATION](#) | [TECHNICAL ASSISTANCE](#) | [ABOUT US](#)

TECHNICAL ASSISTANCE

[Community of Practice](#)

[Resources](#)

[Tool Box](#)

[Virtual Trainings](#)

[EOP Interactive Tools](#)

[Trainings By Request](#)

[Request TA](#)

[Grantee Corner](#)

WELCOME TO THE REMS TA CENTER PUBLICATIONS PAGE!

The REMS TA Center and Office of Safe and Healthy Students produce a variety of publications in collaboration with practitioners in the fields of school and higher ed emergency management. Select a publication type below to access a list of titles by date.

[REMSEXPRESS](#)

[LESSONS LEARNED](#)

[SUCCESS STORIES](#)

[HELPFUL HINTS](#)

[NEWS & UPDATES FROM](#)



 *Related Resources*



Tool Box

WELCOME TO THE TOOL BOX

The Tool Box is a virtual library of tools developed by school emergency managers in the field containing resources pertinent to the needs of schools, school districts, State Education Agencies (SEAs), and institutions of higher education (IHEs) and their community partners, as they engage in the process of school and higher ed emergency management planning. These resources include sample drills, tabletops or other exercises; job descriptions; memorandums of understanding (MOUs) with community partners; organizational charts; planning guidelines or sample policies; and components of school or IHE emergency operations plans (EOPs), tools, and templates.

Help Fill the Tool Box

Are you interested in submitting a tool or template for inclusion in our Tool Box? Fill out our [Tool Box Submission Form](#).

Fill out a Tool Box Submission Form to share your tool or template with the TA Center!

<http://rems.ed.gov/ToolBox.aspx>

Checklists

Drills, Tabletops,
or other Exercises

Forms

Job Descriptions

Memorandum of
Understanding
(MOU)

Organizational
Charts

Planning
Guidelines

Procedures

Reports

School Policies

Templates

Tools

State Emergency Management Resources

Share: [f](#) [t](#) [in](#) [g+](#) [v](#) | [Contact Us](#) | [Follow Us](#) | [CoP Log in](#) | [Advanced Search](#) [Search](#) x

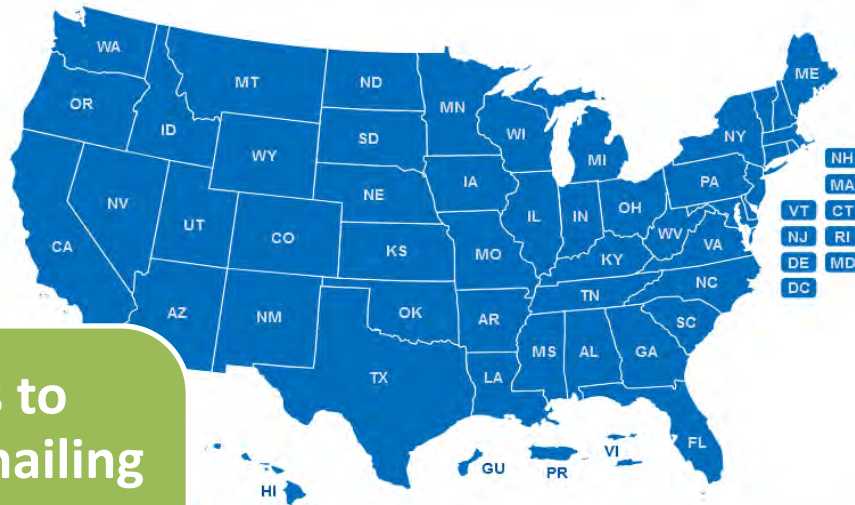


HOME K-12 SCHOOLS & DISTRICTS HIGHER EDUCATION TECHNICAL ASSISTANCE ABOUT US

TECHNICAL ASSISTANCE

- Community of Practice
- Resources
- Tool Box
- Virtual Trainings
- EOP Interactive Tools
- Trainings By Request
- Request TA
- Grantee Corner

STATE EMERGENCY MANAGEMENT RESOURCES



Share your state resources to the map infographic by emailing info@remstacenter.org!
<http://remstacenter.org/StateResources.aspx>

...nts this infographic, which contains information based on independent research, to guide e-level information related to school and higher ed safety and emergency management. ...not guarantee that all necessary state mandates are represented in this map, nor that this is up-to-date information. Users should verify this information independently. Furthermore, ...links to third-party content, advertising, or Websites. When viewing this infographic, you ...at the REMS TA Center is not responsible for nor endorses any advertising, products, or ...such sources or Websites.



Online Course

Developing Emergency Operations Plans (EOPs) IHE 101

Duration: 90-120 min

Seven Modules:

- Module 0–Course Overview
- Module 1–Introduction and Planning Principles
- Module 2–Step 1: Form a Collaborative Planning Team
- Module 3–Step 2: Identify and Prioritize Threats and Hazards
- Module 4–Step 3 & Step 4: Develop Goals, Objectives, & Courses of Action
- Module 5–Step 5 & Step 6: Preparing, Implementing, and Maintaining the Plan
- Module 6–Developing Functional and Threat- and Hazard-Specific Annexes



Webinars

Recent Webinar Topics

- Addressing Access and Functional Needs in School and Higher Ed Emergency Operations Plans
- Integrating Cybersecurity with Emergency Operations Plans (EOPs) for Institutions of Higher Education (IHEs)
- Campus Public Safety: A Closer Look
- Using Federal Resources to Enhance Campus Security and Emergency Management Planning
- Active Shooter Situations: Describing Unique Challenges Involved in Preparing for, Responding to, and Recovering from a School-Based or Postsecondary Institution Shooting

EOP Interactive Tools



Start assessing your understanding of fundamental concepts in emergency management planning.

EOP ASSESS



- Assess your understanding of elements critical to the process of creating and maintaining a high-quality IHE EOP



Start evaluating your existing EOP against Federal recommendations in emergency management planning.



EOP EVALUATE

- Evaluate an established IHE EOP against the process recommended in the *IHE Guide*

EOP ASSESS



Start assessing your understanding of fundamental concepts in emergency management planning.

EOP ASSESS



Audience: Individuals and planning teams at K-12 schools, school districts, and IHEs.

Purpose: Help individuals involved in emergency management planning activities assess understanding of elements critical to process of creating and maintaining high-quality EOPs.

Output: Users are provided a downloadable report with customized information to enhance knowledge of the planning process and developing high-quality EOPs.



EOP EVALUATE



Start evaluating your existing EOP against Federal recommendations in emergency management planning.



Audience: Individuals and planning teams at schools, school districts, and IHEs.

Purpose: Help schools and IHEs *evaluate* an established EOP.

Output: Users are provided a downloadable report that may help identify areas where an existing EOP can be improved as it relates to the Federal guidance.



Trainings by Request

Developing Emergency Operations Plans (EOPs) IHE 101 Training

- 4-hour Train-the-Educator
- 8-hour Train-the-Trainer

Developing Emergency Operations Plans (EOPs) IHE 101 Train-the-Trainer (TtT) Training

- An 8-hour overview of recommended planning processes and key considerations for creating, revising, or enhancing higher ed emergency operations plans (higher ed EOPs).
- Designed for potential future trainers from participating IHEs responsible for training site-based planning teams.
- Also applicable for faculty, staff, administrators, or others who serve on an EOP planning team, and other interested community stakeholders, including first responders and law enforcement.

Readiness and Emergency Management for Schools (REMS) Technical Assistance (TA) Center

TRAININGS BY REQUEST

Developing Emergency Operations Plans (EOPs) IHE 101 Train-the-Trainer (TtT) Training

An overview of recommended planning processes and key considerations for creating, revising, or enhancing EOPs for institutions of higher education (IHEs)

The REMS TA Center, in partnership with the U.S. Department of Education, (ED) Office of Safe and Healthy Students (OSHS), is pleased to offer the "Developing Emergency Operations Plans (EOPs) IHE 101 Train-the-Trainer (TtT) " (IHE 101 TtT) Training by Request (TBR). This on-site, 8-hour TBR presents important Federal guidance on emergency management planning for IHEs.

TRAINING DESCRIPTION

Our nation's postsecondary institutions are entrusted to provide a safe and healthy learning environment for students, faculty, and staff who live, work, and study on campus. Faced with emergencies ranging from fires, tornadoes, floods, hurricanes, earthquakes, to pandemic influenza and other infectious diseases, and active shooter situations, this is no easy task. It is critical for IHEs to plan ahead to help ensure the safety and general welfare of all members of the campus community.

In June 2013, the Obama Administration released the [Guide for Developing High-Quality Emergency Operations Plans for Institutions of Higher Education \(IHE Guide\)](#) which provides an overview of Federal guidance on IHE emergency management planning. The IHE Guide, produced by ED; the U.S. Departments of Education; Justice, led by the Federal Bureau of Investigation; the U.S. Department of Homeland Security, led by the Federal Emergency Management Agency; and U.S. Department of Health and Human Services, incorporates lessons learned from recent events, as well as years of emergency planning work by the Federal government, to present a recommended process, important content elements, and key considerations for higher ed emergency operations plan (higher ed EOP) development. Lessons learned from emergencies involving IHEs highlight the importance of preparing IHE officials and

first responders to implement higher ed EOPs. In collaboration with their local government and community partners, IHEs can take steps to plan for these potential emergencies through the creation of a high-quality higher ed EOP. With this IHE 101 TtT TBR, an expert team will train potential master trainers on the recommended six step planning process to create a high-quality higher ed EOP, which includes the following:

- Step 1: Forming a Collaborative Planning Team
- Step 2: Understanding the Situation
- Step 3: Determining Goals and Objectives
- Step 4: Plan Development
- Step 5: Plan Preparation, Review, and Approval
- Step 6: Plan Implementation and Maintenance

This six step planning process is designed to help IHEs develop a plan, conduct a comprehensive review of their entire plan, or conduct periodic and incremental reviews of a plan's components. The planning process discussed during the IHE 101 TtT TBR is flexible and can be adapted to accommodate an IHE's unique characteristics and situation.

WHO SHOULD ATTEND?

The IHE 101 TtT TBR is designed for potential master trainers from participating IHEs responsible for training site-based planning teams interested in creating, revising, or enhancing higher ed EOPs. The training is also applicable for IHE personnel who serve, or will serve, on their IHEs EOP planning team; and other interested stakeholders, including first responders, emergency medical services personnel, campus and/or public health officials, campus and/or city police, students, and other campus and community partners.



If you have questions or need additional assistance, please contact the REMS TA Center at 1 (855) 281-7367 or via e-mail at info@remstacenter.org.



Developing Emergency Operations Plans (EOPs) IHE 101 Train-the-Trainer (TtT) Training

At the conclusion of this course, participants will be able to:

- Implement key planning principles across all steps of the planning process.
- Form a core planning team.
- Identify and prioritize threats and hazards.
- Develop goals, objectives, and Courses of Action.
- Write, finalize, implement, and maintain a higher ed EOP.
- Develop Functional and Threat- and Hazard-Specific Annexes.

What's next?

- An enhanced website, with topic-specific resources for the majority of threats, hazards, and functions identified in the *IHE Guide*
- Topic-specific products (fact sheets, webinars, etc.) on topics including:
 - Cyber mitigation for IHEs
 - Study and travel abroad
 - Donations & volunteer management

Connect with us...with TA questions

TECHNICAL ASSISTANCE

Community of Practice

Resources

Tool Box

Virtual Trainings

EOP Interactive Tools

Trainings By Request

Request TA

Grantee Corner

REQUEST TECHNICAL ASSISTANCE

REMS TA Center staff are available via email or our toll-free phone line to respond to your direct requests for technical assistance on a variety of topics, from questions about registering for a webinar or scheduling a training event, to topical inquiries about new issues in emergency management.

How do I request Technical Assistance from the REMS TA Center?

Please complete and submit our [TA Request Form](#). We will respond within 2 business days of receipt.

Call our toll-free telephone number, [1-855-781-REMS \[7367\]](tel:1-855-781-REMS). Our hours of operation are Monday to Friday, 9:00 a.m. to 5:00 p.m., EST. If you are prompted to leave a voice message, we will respond within two business days of receipt.

REMS TA Center staff are available via email or our toll-free phone line to respond to your direct requests for technical assistance on a variety of topics, from questions about registering for a webinar or scheduling a training event, to topical inquiries about new issues in emergency management.

Sign up for our Mailing List!

If you would like to receive e-mail notifications regarding the availability of upcoming webinars, trainings, new information and other REMS TA Center events, send a [notification request](#). We will let you know when new resources become available.

Share your Feedback!

We always welcome your input on the resources available on our website, and suggestions for additional resources you would find helpful. [Drop us a note](#) to share your feedback, or to let us know about a high-quality plan or plan component, novel or innovative practice, or a story of lessons learned from an actual emergency you would like to contribute to the field.



Related Resources



DRU Engagement

DRU: Audible and Visible notification?

Bronwyn Roberts (REMS TA Center) [BRoberts at remstacenter.org](mailto:BRoberts@remstacenter.org)
Wed May 3 12:41:22 PDT 2017

- Previous message: [DRU: Audible and Visible notification?](#)
- Next message: [DRU: Campus Lockdown](#)
- Messages sorted by: [\[date \]](#) [\[thread \]](#) [\[subject \]](#) [\[author \]](#)

Good afternoon,

We, at the U.S. Department of Education's REMS TA Center, wanted to follow up with some additional thoughts. Adding to Rebecca's points, the Higher Education and Opportunities Act put forth requirements in its Clery Act for timely warnings. The Handbook for Campus Safety and Security Reporting 2016 Edition <https://www2.ed.gov/admins/lead/safety/handbook.pdf> does indicate "The regulations don't require your institution to use a particular mode of communication" (see page 6-4). The Clery Center <http://clerycenter.org/> can provide additional support on the topic. As for K-12 schools and districts, the U.S. Department of Education does not have any specific mandates relating to immediate alerts and warnings.

There are legislative considerations from the Americans with Disabilities Act <https://www.ada.gov/> (ADA) as well as requirements by Occupational Safety and Health Administration <https://www.osha.gov/law-regs.html>. For example, there is an ADA visual/audio requirement for fire alarm systems (see section 702 of the 2010 ADA Standards for Accessible Design <https://www.ada.gov/regs2010/2010ADAStandards/2010ADAstandards.htm#Alarm>) but that doesn't extend to other warning systems, such as for tornados (see Advisory 215.1 General). OSHA has information, some of which can be found here <https://www.osha.gov/SLTC/etools/evacuation/alerts.htm>.

For K-12 schools and higher ed schools and campuses, ED and the Federal collaborative recommend, not mandate, that any emergency actions and initiatives provide for the access and functional needs of the whole school community. For example, the "whole institution of higher ed community" includes students, staff and visitors, including those with disabilities and others with access and functional needs, those from religiously, racially, and ethnically diverse backgrounds, and people with limited English proficiency." See more by clicking here <http://rems.ed.gov/HEPlanningPrinciples.aspx#sthash.wYUx3Ash.dpuf>.

More information on planning for those with disabilities and access and functional needs (D/AFN), can also be found in the REMS TA Center's archived webinar Addressing Access and Functional Needs (AFN) in School and Higher Education Emergency Operations Plans (EOPs) <http://rems.ed.gov/AFN2016Webinar.aspx>.

For additional assistance with questions related to warnings, communications, planning for those with D/AFN, or preparedness in general, we encourage you to reach out to us at the REMS TA Center <http://rems.ed.gov/default.aspx>.



Select Topics on Responsive TA

- Planning for mass immunizations
- Responding to missing persons
- Policies and procedures for student and faculty/staff travel abroad
- Releasing information to law enforcement based on FERPA
- IHE threat assessment trainings and resources
- Active shooter statistics, tabletop exercises
- Assistance writing an IHE EOP, including annexes
- Assistance with emergency management higher ed student research questions (e.g., ASM)
- Integrating human trafficking into EOPs
- Best practices for door security codes
- Information on NIMS, ICS, PPD-8, and IHE Guide
- MOUs and MOAs
- Requirements mandated by the Clery Act and incorporating NIMS and ICS into a plan

Connect With Us...Virtually



Via Social Media

- Follow us on Twitter **@remstacenter**.
- Share our Web pages with your social networks directly from the header of our Website!

Via Web Chats

- Sign up for our mailing list and follow us on Twitter to get announcements about Web Chats we host via our CoP and Twitter.
- Send ideas for Web Chat topics to info@remstacenter.org or tweet us **@remstacenter** and use the **#REMSTACenterWebChat** hashtag.

Share:      | [Contact Us](#) | [Follow Us](#)

Quarterly REMS TA Center Newsletter

Help Us Update Our Tools

State Map



Have you viewed our map of state emergency management resources? It shows emergency management resources, safety and security mandates and details on state/field office of Federal specifics on laws related to adult misconduct in schools, and inform grantees. If you would like to add resources from your state, please email info@remstacenter.org under the **State Emergency Management Resources**. We want this resource relevant and useful for YOU!

Tool Box

Have you viewed our Tool Box library of tools developed by the field containing relevant information pertinent to the needs of local agencies and institutions of higher education (IHEs) and their partners in the process of school and IHE emergency management planning. Do you have a template to share? Visit [Submission page](#).

Quick Links

- Request a Live Training
- Request Technical Assistance
- Take a Virtual Training
- Take an SOP Interactive Tool
- Use an SOP Interactive Tool
- Join the Community of Practice
- Download REMS Awareness
- Access State Emergency Management Resources
- Fill Our Tool Box

If you have questions or need contact the REMS TA Center: <https://rem.ed.gov>

Welcoming International Students and Scholars to Your Campus This Year? Tips for Being Ready

International students and visiting professors may not be citizens of this country; but, they do become members of your institution of higher education (IHE) campus community, which means that administrators and planning teams must consider them when developing and revising an emergency operations plan (EOP). Their unique status may prompt some questions and communication challenges in terms of how to incorporate them into the emergency management and planning processes. The [Guide for Developing High-Quality Emergency Operations Plans for Institutions of Higher Education \(IHE Guide\)](#) recommends a six-step planning process for EOP development that can help you address these challenges. If you have not already, this academic year may be a great time to review your EOP against the IHE Guide to ensure that it aligns with Federal laws and regulations related to emergency management, and to ensure that all plans and procedures consider how to handle international students and scholars. We've outlined some items your EOP planning team might want to think about for each step of the planning process as it relates to the international members of your campus community.



- Step 1: Form a Collaborative Planning Team.** Consider including a representative from your IHE's international student office in planning meetings.
- Step 2: Understand the Situation.** Contact your legal department to make sure your IHE complies with all Federal and international laws when conducting campus threat assessments.
- Step 3: Determine Goals and Objectives.** During this step, be sure to include a team member who understands the process to collaborate with local, state, and Federal law enforcement in the case of an emergency that involves an international student or scholar.
- Step 4: Plan Development (Identifying Courses of Action).** When conducting scenario-based planning and developing courses of action, make sure at least one involves international students so that you can match available resources to your EOP's requirements.
- Step 5: Prepare, Review, and Approve the Plan.** Once your plan is complete, send it to your legal department and the international student office to ensure compliance across the board.
- Step 6: Implement and Maintain the Plan.** If your IHE does not do this already, consider hosting a special session for incoming students and scholars to ensure they are aware of what to do in the event of an emergency on campus.

For more information on how to incorporate international students and scholars into the emergency management and planning process, visit our site: <http://rem.ed.gov/IHEIncomIntlStudents.aspx>

Don't Wait. Communicate and Participate in America's PrepareAthon! and the Great ShakeOut Drill



This month is not only the start of a new academic year, but it's also one of the most vibrant months in the emergency management community—National Preparedness Month, which ends on September 30 with National PrepareAthon! Day. We know that many of you participated in the April 30 National PrepareAthon! Day events, and we'd love to hear about what you did then and what you plan to do this month. Visit the REMS TA Center Community of Practice and the related America's PrepareAthon! Forums to share your experiences and to register any and all activities via the FEMA site (ready.gov/prepare). There are many ways you can do that, including:

- Register for America's PrepareAthon! via the PrepareAthon! Website.
- Update the national preparedness community on the activities you are planning. Add an event to the America's PrepareAthon! page and update your participants count.
- Don't forget that the campaign continues through October, with communities, schools, and institutions of higher education around the country participating in the Great ShakeOut Earthquake Drill, an annual opportunity to practice what to do during an earthquake and to improve preparedness. Make sure that you register earthquake drill participation totals.
- Information about how to participate in America's PrepareAthon!, visit rem.ed.gov/PrepareAthon.aspx.
- Information about how to participate in the Great ShakeOut Earthquake Drill, visit rem.ed.gov/Shakeout.aspx.

Around the Country and Back



Staff on the REMS TA Center team have spent the past 3 months bringing more than 15 subject matter experts to schools and school districts around the country to discuss key topics on school emergency management and to support training and preparedness efforts. Take a look at the places we've been and the places we'll be in September.

Interested in having us come to your neck of the woods? Visit our Training by Request page (rem.ed.gov/TA_TrainingByRequest.aspx) to learn how you can host a training session. We're excited to start a New Season, and a New Site

Connect With Us...in Person


Via Participation in Local Events

- Hosting a local conference or forum and seeking panelists or presenters?
- Email us at info@remstacenter.org with details about the event, including the date, time, target audience, and purpose.



Via Participation in National Events

- Visit our booth at select emergency management conferences across the nation.
- Visit our site, follow us on Twitter, and/or join the CoP to get up-to-date details on where we will be and when!



Further Information



Phone: 855-781-REMS [7367]
Email: info@remstacenter.org
Web: <http://rem.s.ed.gov>

Join the
Community of
Practice

Get the *IHE Guide*

Access Virtual
Trainings

Host a Training
by Request

Follow the TA
Center on
Twitter:
@remstacenter

